



Monoblock submersible pumps for boreholes & open wells

Neptun fl

+ Floating Impellers

+ 4" Diameter



See page 127 for control options.

Applications

Domestic applications, irrigation, pressurisation, water transfer, suitable for boreholes 4" and above.

Materials

Outer Casing

Stainless steel AISI 304.

Floating Impellers

Noryl (glass loaded polymer)

Discharge Body

Stainless steel AISI 304.

Diffusers

Glass loaded polycarbonate

Motor Shaft

Stainless steel AISI 303.

Double Mechanical Seal

Graphite/silicon carbide and in graphite/alumina.

Motor

Water cooled motor.
Class F insulation.
Protection IP 68.
Continuous operation.
Single phase motor with built-in thermal protection.


Limitations

Maximum liquid temperature: 35°C
Maximum quantity of sand in suspension 100 g/m³.

Equipment

Complete with pre-fitted cable tail
Capacitor (single phase only, box extra)
Heat shrink joint kit (option of resin joint)
Sacrificial anode available on request.

Floating impellers



Double mechanical seal, Graphite/Silicon carbide and in Graphite/Alumina



Neptun fl 60/100/120

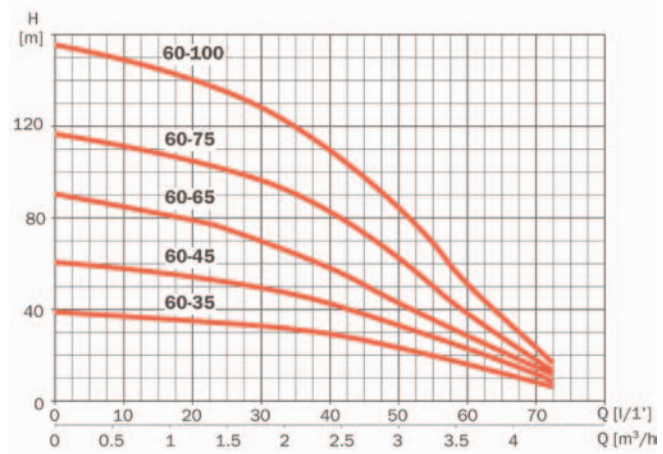
Monoblock submersible pumps
for boreholes & open wells



	A	B	DNm	Kg
Neptun fl60 35	588,5	98	1"	12,2
Neptun fl60 45	681	98	1"	13,8
Neptun fl60 65	771	98	1"	15
Neptun fl60 75	822,5	98	1"	16
Neptun fl60 100	1137,5	98	1"	25

	A	B	DNm	Kg
Neptun fl100 60	751	98	1"	14,5
Neptun fl100 90	878,5	98	1"	17
Neptun fl100 120	1217,5	98	1"	26

	A	B	DNm	Kg
Neptun fl120 50	751	98	1"	14
Neptun fl120 60	860	98	1"	16
Neptun fl120 70	1213	98	1"	25,5



+ Floating impellers

+ 4" Diameter

SEE PAGE 127 FOR
CONTROL OPTIONS



MODEL	A		P1 (kW)		kW	HP	µF
	1~	3~	1~	3~			
	230 V	400 V					
Neptun fl60 35	3.6	1.5	0.8	0.8	0.75	1.0	16
Neptun fl60 45	5.0	2.1	1.2	1.2	0.8	1.1	25
Neptun fl60 65	6.5	3.3	1.5	1.5	0.9	1.2	25
Neptun fl60 75	8.3	3.6	1.8	1.7	0.9	1.2	25
Neptun fl60 100	9.5	4.5	2.7	2.1	1.5	2	50

MODEL	A		P1 (kW)		kW	HP	µF
	1~	3~	1~	3~			
	230 V	400 V					
Neptun fl100 60	4.9	2	1.1	1.1	0.8	1.1	25
Neptun fl100 90	7.8	3.7	1.7	1.7	0.9	1.2	25
Neptun fl100 120	9.8	4.6	2.3	2.3	1.5	2	50

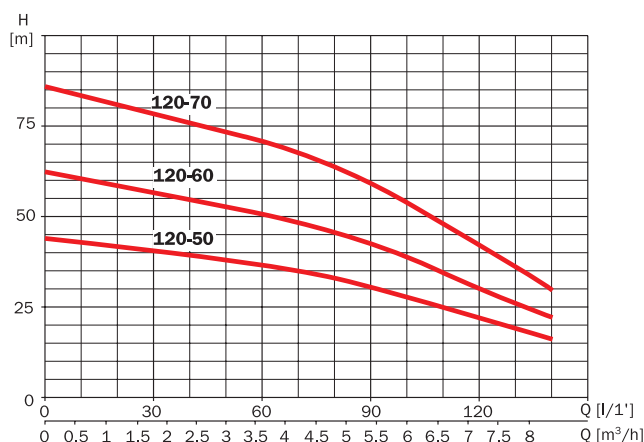
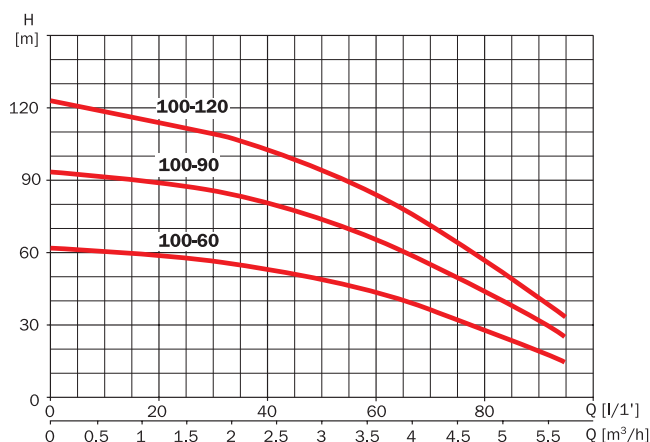
MODEL	A		P1 (kW)		kW	HP	µF
	1~	3~	1~	3~			
	230 V	400 V					
Neptun fl120 50	5.2	2.3	1.3	1.3	0.8	1.1	25
Neptun fl120 60	8.5	3.9	1.9	1.9	0.9	1.2	25
Neptun fl120 70	10.2	4.7	2.4	2.4	1.5	2	50

SEE PAGE 128 FOR
POWER SUPPLY CABLE



Monoblock submersible pumps for boreholes & open wells

Neptun fl 60/100/120



Single phase	Price	Three phase	Price	l/1'	5	10	20	30	40	50	60	70
				m³/h	0.3	0.6	1.2	1.8	2.4	3.0	3.6	4.2
Neptun fl60 35 M	358	Neptun fl60 35 T	358	H [m]	39	38	37	34	30	26	20	10
Neptun fl60 45 M	377	Neptun fl60 45 T	377		60	59	57	51	45	35	29	15
Neptun fl60 65 M	409	Neptun fl60 65 T	409		92	90	85	79	69	55	38	19
Neptun fl60 75 M	453	Neptun fl60 75 T	453		110	107	98	88	74	59	41	21
Neptun fl60 100 M	655	Neptun fl60 100 T	655		140	136	126	116	101	79	55	30

Single phase	Price	Three phase	Price	l/1'	10	20	40	50	60	70	80	90
				m³/h	0.6	1.2	2.4	3.0	3.6	4.2	4.8	5.4
Neptun fl100 60 M	370	Neptun fl100 60 T	370	H [m]	60	59	54	50	44	38	31	22
Neptun fl100 90 M	432	Neptun fl100 90 T	432		90	88	80	75	67	57	46	33
Neptun fl100 120 M	663	Neptun fl100 120 T	663		122	117	105	98	90	78	62	47

Single phase	Price	Three phase	Price	l/1'	10	30	50	60	70	90	120	140
				m³/h	0.6	1.8	3.0	3.6	4.2	5.4	7.2	8.4
Neptun fl120 50 M	378	Neptun fl120 50 T	378	H [m]	43	40	37	35	33	29	21	15
Neptun fl120 60 M	451	Neptun fl120 60 T	451		63	59	54	52	49	43	32	24
Neptun fl120 70 M	672	Neptun fl120 70 T	672		84	79	74	71	67	60	46	34