

Saturn 6 SS 15

Stainless steel, submersible
6" borehole pump
(Wet end only)



+ *Impellers and Diffusers in Stainless Steel*

Applications

Agricultural/Industrial.
Pressurisation, water transfer.
Suitable for wells 6" and above.

Materials

Outer Casing

Stainless steel AISI 304.

Discharge Body

Stainless steel AISI 304.

Impellers

Stainless steel AISI 304.

Diffusers

Stainless steel AISI 304.

Suction Strainer

Stainless steel AISI 304.

Pump Support

Stainless steel AISI 304.

Motor

SEE PAGE 20
FOR MOTORS

Limitations

Maximum liquid temperature: 30°C.

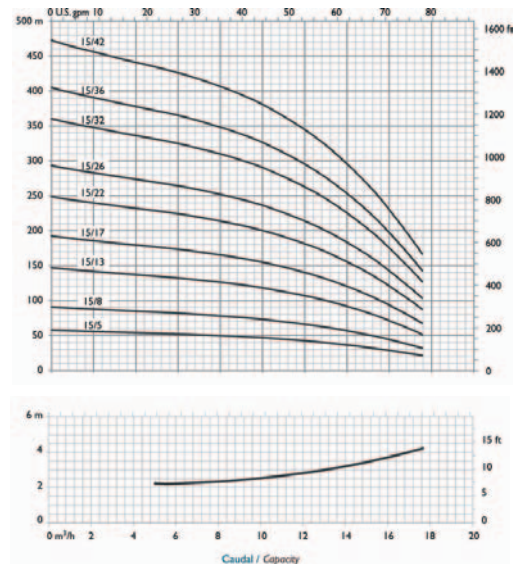
Equipment

Integral non return valve.

These pumps are being replaced with our new XS8 range.



MODEL	Price	3~	P1	Motor Type	kW	HP
		400 V	3~			
6SS N 15/ 5.4	921	-	-	4"	2.2	3
6SS N 15/ 8.4	1,043	-	-	4"	3.7	5
6SS N 15/ 8 SD	1,021	-	-	4"	3.7	5
6SS N 15/ 13.4	1,299	-	-	6"	5.5	7.5
6SS N 15/ 13 SD	1,279	-	-	6"	5.5	7.5
6SS N 15/ 17 SD	1,492	-	-	6"	7.5	10
6SS N 15/ 22 SD	1,760	-	-	6"	9.3	12.5
6SS N 15/ 26 SD	2,029	-	-	6"	11	15
6SS N 15/ 32 SD	2,429	-	-	6"	15	20
6SS N 15/ 36 SD	2,698	-	-	6"	15	20
6SS N 15/ 42 SD	3,102	-	-	6"	18.5	25

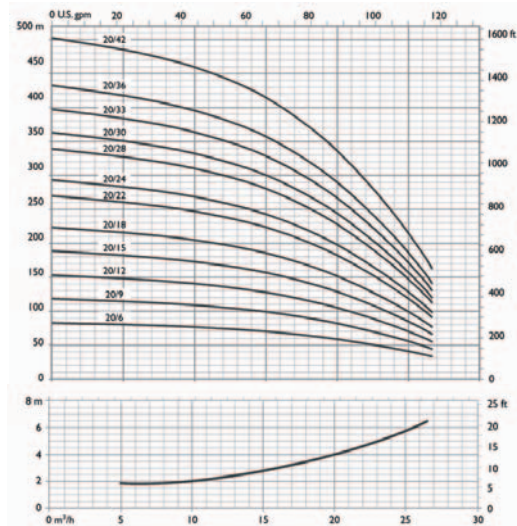


Stainless steel submersible
6" borehole pump
(Wet end only)

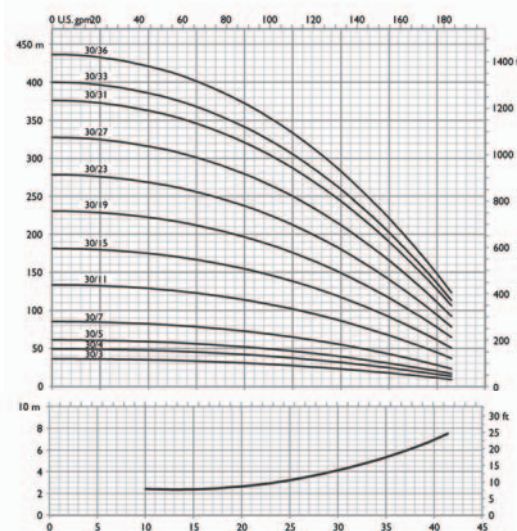
Saturn 6 SS

20/30

MODEL	Price	3~	P1	Motor Type	kW	HP
		400 V	3~			
6SS N 20/ 6.4	998	-	-	4"	4	5.5
6SS N 20/ 6 SD	976	-	-	6"	4	5.5
6SS N 20/ 9.4	1,165	-	-	4"	5.5	7.5
6SS N 20/ 9 SD	1,145	-	-	6"	5.5	7.5
6SS N 20/ 12 SD	1,313	-	-	6"	7.5	10
6SS N 20/ 15 SD	1,503	-	-	6"	9.3	12.5
6SS N 20/ 18 SD	1,683	-	-	6"	11	15
6SS N 20/ 22 SD	1,974	-	-	6"	15	20
6SS N 20/ 24 SD	2,130	-	-	6"	15	20
6SS N 20/ 28 SD	2,447	-	-	6"	18.5	25
6SS N 20/ 30 SD	2,638	-	-	6"	18.5	25
6SS N 20/ 33 SD	2,894	-	-	6"	22	30
6SS N 20/ 36 SD	3,142	-	-	6"	22	30
6SS N 20/ 42 SD	3,638	-	-	6"	30	40



MODEL	Price	3~	P1	Motor Type	kW	HP
		400 V	3~			
6SS N 30/ 3.4	944	-	-	4"	3	4
6SS N 30/ 3	915	-	-	4"	3	4
6SS N 30/ 4.4	1,065	-	-	4"	4	5.5
6SS N 30/ 4 SD	1,043	-	-	6"	4	5.5
6SS N 30/ 5.4	1,222	-	-	4"	5.5	7.5
6SS N 30/ 5 SD	1,200	-	-	6"	5.5	7.5
6SS N 30/ 7 SD	1,491	-	-	6"	7.5	10
6SS N 30/ 11 SD	2,082	-	-	6"	11	15
6SS N 30/ 15 SD	2,598	-	-	6"	15	20
6SS N 30/ 19 SD	3,088	-	-	6"	18.5	25
6SS N 30/ 23 SD	3,556	-	-	6"	22	30
6SS N 30/ 27 SD	3,973	-	-	6"	30	40
6SS N 30/ 31 SD	4,391	-	-	6"	30	40
6SS N 30/ 33 SD	4,598	-	-	6"	37	50
6SS N 30/ 36 SD	4,910	-	-	6"	37	50



Saturn 6 SS 45/60

Stainless steel submersible
6" borehole pump
(Wet end only)

MODEL	Price	3~	P1	Motor Type	kW	HP
		400 V	3~			
6SS N 45/ 2.4	1,311	-	-	4"	3	4
6SS N 45/ 2	1,007	-	-	6"	3	4
6SS N 45/ 3.4	1,186	-	-	4"	5.5	7.5
6SS N 45/ 3 SD	1,164	-	-	6"	5.5	7.5
6SS N 45/ 5 SD	1,534	-	-	6"	7.5	10
6SS N 45/ 7 SD	1,902	-	-	6"	11	15
6SS N 45/ 9 SD	2,285	-	-	6"	15	20
6SS N 45/ 10 SD	2,469	-	-	6"	15	20
6SS N 45/ 12 SD	2,816	-	-	6"	18.5	25
6SS N 45/ 15 SD	3,300	-	-	6"	22	30
6SS N 45/ 18 SD	3,725	-	-	6"	30	40
6SS N 45/ 20 SD	3,966	-	-	6"	30	40
6SS N 45/ 22 SD	4,208	-	-	6"	37	50
6SS N 45/ 24 SD	4,451	-	-	6"	37	50

MODEL	Price	3~	P1	Motor Type	kW	HP
		400 V	3~			
6SS N 60/ 2.4	1,101	-	-	4"	3.7	5
6SS N 60/ 2 SD	1,078	-	-	6"	3.7	5
6SS N 60/ 3.4	1,284	-	-	4"	5.5	7.5
6SS N 60/ 3 SD	1,262	-	-	6"	5.5	7.5
6SS N 60/ 5 SD	1,686	-	-	6"	7.5	10
6SS N 60/ 7 SD	2,077	-	-	6"	11	15
6SS N 60/ 9 SD	2,490	-	-	6"	15	20
6SS N 60/ 10 SD	2,653	-	-	6"	15	20
6SS N 60/ 12 SD	3,020	-	-	6"	18.5	25
6SS N 60/ 14 SD	3,361	-	-	6"	22	30
6SS N 60/ 16 SD	3,680	-	-	6"	30	40
6SS N 60/ 18 SD	3,964	-	-	6"	30	40
6SS N 60/ 20 SD	4,263	-	-	6"	37	50
6SS N 60/ 23 SD	4,711	-	-	6"	37	50