





Tekbox Base & Plus

Tekbox SM



Tekbox NT



Optional extras (prices on application)



Booster pump



Electrolysis



Counter-current pump



Drainage pump



Control panel



Tekbox Base & Plus

Tekbox SM

A partially buried self-contained equipment box c/w filter pump, filter, multiport valve and three inlet connections. Booster pump, electrolysis and counter-current pump are extra. Prices on application.

Tekbox NT

A completely buried self-contained equipment box c/w filter pump, filter, multiport valve and three inlet connections. Booster pump, electrolysis and counter-current pump are extra. Prices on application.



				Pool	Filter			Pump
Ref	Installation	Description	Price	Volume of pool (m³)	∅ (mm)	Flow (m³/h)	Sand (Kg)	P ₂ (HP)
134369	SM	TKB 550 SM12 I1 50	1,239	96	550	12	125	0.50
134433	NT	TKB 550 NT12 I1 50	1,279					
134377	SM	TKB 650 SM14 S1 75	1,406	112	650	14	235	0.75
134441	NT	TKB 650 NT14 S1 75	1,446					
134385	SM	TKB 650 SM16 S1 100	1,411	128	650	16	235	1.00
134449	NT	TKB 650 NT16 S1 100	1,451					
				Pool	Filter			Pump
Ref	Installation	Description	Price	Volume of pool (m³)	∅ (mm)	Flow (m³/h)	Sand (Kg)	P ₂ (HP)
134393	SM	TKP 500 SM10 S1 60	1,414	80	500	10	125	0.60
134457	NT	TKP 500 NT10 S1 60	1,454					
134401	SM	TKP 500 SM12 S1 60	1,409	96	500	12	125	0.60
134465	NT	TKP 500 NT12 S1 60	1,449					
134409	SM	TKP 600 SM14 S1 75	1,462	112	600	14	145	0.75
134473	NT	TKP 600 NT14 S1 75	1,484					
134417	SM	TKP 600 SM16 S1 100	1,467	128	600	16	235	1.00
134481	NT	TKP 600 NT16 S1 100	1,439					

